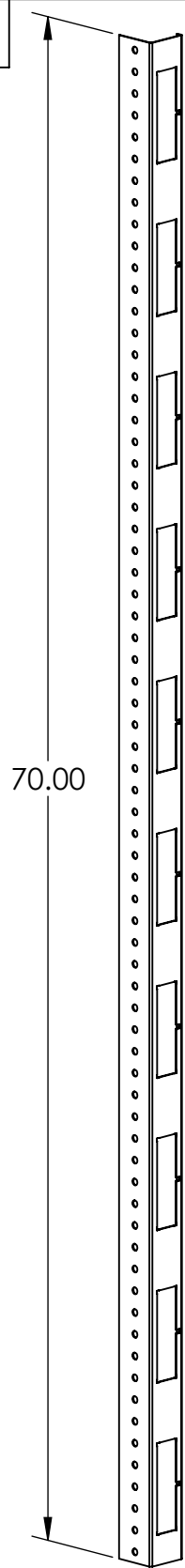
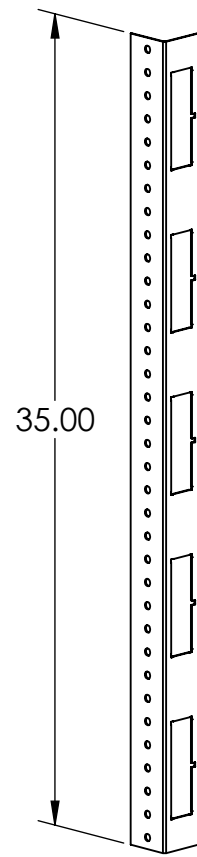


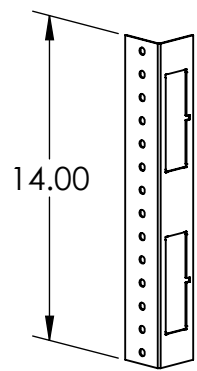
Revision level		Revision Record	Changed	Date	Approved	Date
Drawing	Part					
03	-	SEE ECN# 011588	KAC	07/20/2010	KAC	07/20/2010



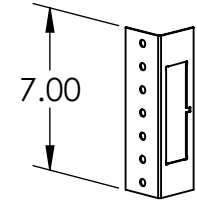
RNGAR10



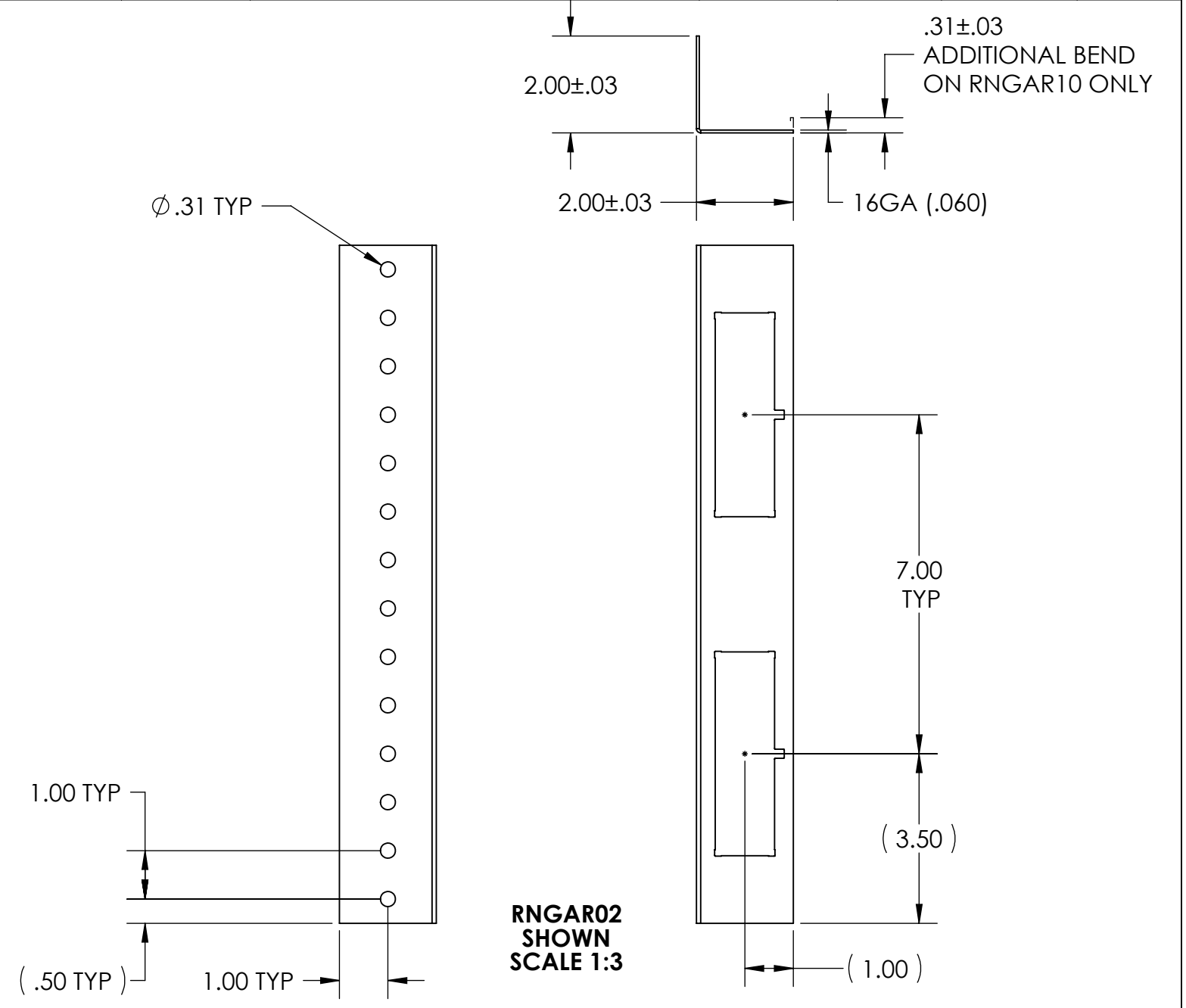
RNGAR05



RNGAR02



RNGAR01



RNGAR02 SHOWN SCALE 1:3

PART NUMBER	DESCRIPTION
RNGAR01	HOLDS 1 RAPIDNET RNG CASSETTE & SHROUD ASSEMBLY
RNGAR02	HOLDS 2 RAPIDNET RNG CASSETTES & SHROUD ASSEMBLIES
RNGAR05	HOLDS 5 RAPIDNET RNG CASSETTES & SHROUD ASSEMBLIES
RNGAR10	HOLDS 10 RAPIDNET RNG CASSETTE & SHROUD ASSEMBLIES

Notes
 1) SHROUD ASSEMBLY PER DRAWING MI08-1006-010CST
 2) RAPIDNET CASSETTE AND SHROUD ASSEMBLY SOLD SEPARATELY.
 3) AUXILIARY RAILS ARE DESIGNED TO SUPPORT MOUNTING OF RAPIDNET CASSETTES ONLY. NO OTHER EQUIPMENT, ACTIVE OR OTHERWISE SHOULD BE MOUNTED TO THE AUXILIARY RAILS.

Material
 16GA STEEL
 BLACK POWDER COAT
 RoHS COMPLIANT

Units inches
 Dimension without tolerances details to:
 .xxxx = ±.0005
 .xxx = ±.005
 .xx = ±.01
 .x = ±.03
 None = ±.06
 < = ±0.5°

The copyright of this drawing is reserved by HellermannTyton. It is issued on condition that it is not reproduced, copied, or disclosed to a third party, either wholly or in part, without the consent of HellermannTyton.

Drawn KAC 05/06/2009
 Approved KAC 07/20/2010
HellermannTyton
 North America
 Email: corp@htamericas.com
 Web: www.hellermann.tyton.com

Article/Type-No SEE ABOVE
 Title RNG RAPIDNET AUXILIARY RAIL
 Drawing-No **MI08-1006-004CST**
 Production : Phase 03

Scale 1:8
 Project Number PRP08-1006
 Format B
 Sheet 1/1