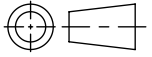
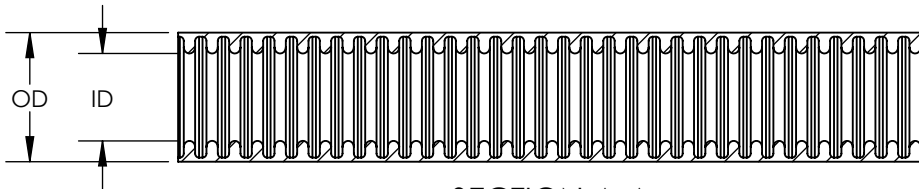
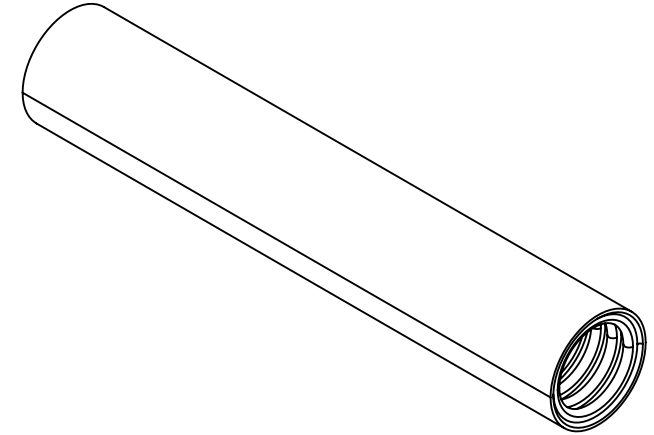
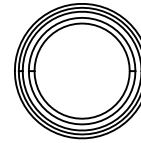
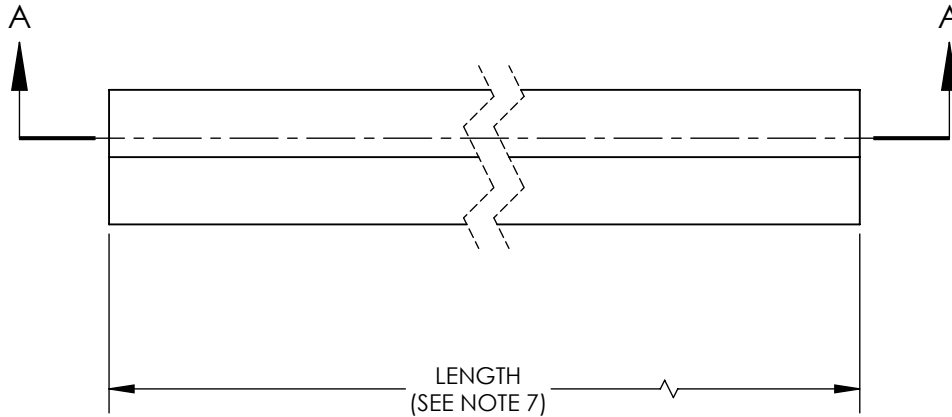


SW2014



Revision level			Revision Record	Changed	Date	Approved	Date
Drawing	State	Part					
00.0	Design Release		SEE ECN# 013638	GRW	11/30/2016	KAC	11/30/2016



SECTION A-A

- NOTES:
1. FLAMMABILITY SELF-EXTINGUISHING (EN613861)
 2. OPERATING TEMPERATURE -13° F TO +194° F (-25° C TO +90° C)
 3. RoHS
 4. HF
 5. USE WITH HELAGUARD LTP OR LTPUL SERIES METALLIC FITTINGS FOR IP66 + IP67 + IP68 + IP69 RATINGS
 6. MANUFACTURED TO UL360 REQUIREMENTS
 7. CONSULT FACTORY OR WEBSITE FOR AVAILABLE LENGTHS

Conduit Nominal Size		HellermannTyton Item Number	Man'f Part Reference	Outside Dimension (OD)		Inside Dimension (ID)		Minimum Bend Radius	
inches	mm			in	mm	in	mm	in	mm
3/8	16.0	LTPLFH16B-25M	LTPLFH16	0.70	17.8	0.50	12.6	2.36	60.0
1/2	20.0	LTPLFH20B-25M	LTPLFH20	0.83	21.1	0.63	16.0	3.94	100.0
3/4	25.0	LTPLFH25B-25M	LTPLFH25	1.04	26.4	0.83	21.0	5.12	130.0
1	32.0	LTPLFH32B-10M	LTPLFH32	1.30	33.1	1.04	26.5	7.09	180.0

Material GALVANIZED STEEL & POLYOLEFIN	Units: inches Dimension without tolerances details to: .xxxx = ±.0005 .xxx = ±.005 .xx = ±.01 .x = ±.03 None = ±.06 < = ±0.5° Dimension Formatted in/[mm]	The copyright of this drawing is reserved by HellermannTyton. It is issued on condition that it is not reproduced, copied, or disclosed to a third party, either wholly or in part, without the consent of HellermannTyton.	Drawn GRW 11/30/2016	Article/Type-No LTPLFH SERIES		Scale	
	Approved KAC 11/30/2016		Title HELAGUARD FLEXIBLE METALLIC GALVANIZED STEEL CONDUIT, LIQUID-TIGHT JACKETED LOW FIRE HAZARD COVER		Project Number PRP 16-1962		
	North America Email: corp@htamericas.com Web: www.hellermann.tyton.com		Drawing-No PRODUCTION : Phase		Format AH		
			16-1962-001-CSU		Sheet 1/1		