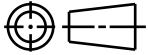
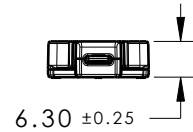
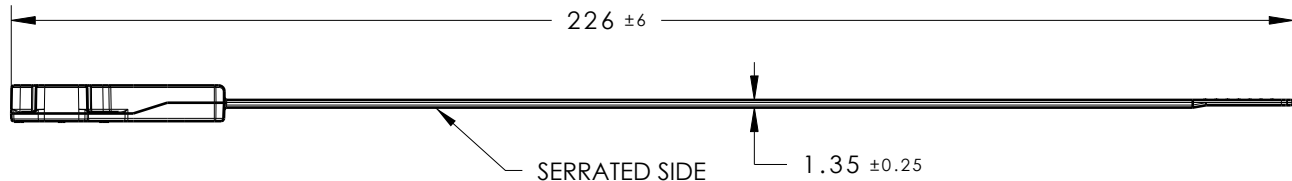


CATIA V5

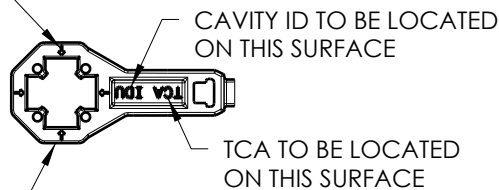


02.1

Revision Level			Revision Record	Changed	Date	Approved	Date
Drawing	State	Part					
02.1	In Work		SEE ECN# 014185	EJF	11/16/17	KVH	11/16/17



ARROWS POINT IN DIRECTION OF INSTALLATION



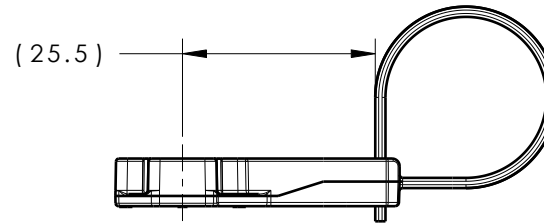
02.1

FLAT OCTAGON SHAPE IS BOTTOM OF PART AFTER INSTALLATION

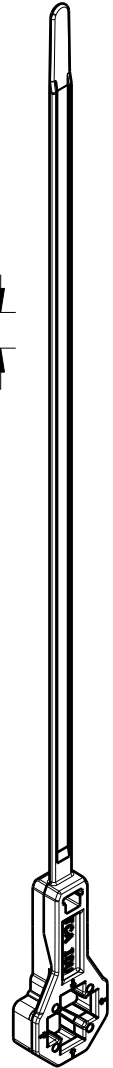
REFERENCE:

PERFORMANCE REQUIREMENTS AT DRY AS MOLDED:

1. STUD MOUNT PUSH ON FORCE: 45 NEWTONS (10 LBS) MAX ON EACH APPLICABLE STUD SIZE
2. STUD MOUNT PULL OFF FORCE: 223 NEWTONS (50 LBS) MIN ON EACH APPLICABLE STUD SIZE AT 2.0 - 2.5% MOISTURE
3. APPLICABLE STUD SIZE:
 - A. M8 X 1.25
4. CABLE TIE MIN LOOP TENSILE STRENGTH: 223 NEWTONS (50 LBS)
5. BUNDLE RANGE: 2.0mm TO 50.0mm
6. MAXIMUM PERCENT REGRIND PERMISSIBLE: 25%
7. MAX ALLOWABLE FLASH OR MISMATCH TO BE: 0.5MM



ASSEMBLED VIEW
SCALE 1:1



ISOMETRIC VIEW

MATERIAL	COLOR
PA66HIRHS	BLACK
PA46	BROWN

Material
SEE CHART
COLOR: SEE CHART

Units millimeters
Tolerance defined on each dimension

The copyright of this drawing is reserved by HellermannTyton. It is issued on condition that it is not reproduced, copied or disclosed to a third party, either wholly or in part, without the consent of HellermannTyton.

Drawn EJF 7/26/17
Approved EJH 7/26/17

HellermannTyton

North America
Email: corp@htamericas.com
Web: www.hellermann.tyton.com

Article/Type-No T50ROSLPM8SMS025
Title T50ROS CABLE TIE WITH LOW PROFILE M8 STUD MOUNT & 25mm OFFSET
Drawing-No Production : Phase
16-1637-011-CSU

Scale 3:4
Project Number 16-1637
Format AH
Sheet 1/1